

THE  
*Baldessin*  
PRESS

presents the legendary

# Lake Mungo Workshop

**When : Thur eve - Sun**

**23 - 26 Oct - Hours N/A**

**Cost \$400 (camping & transport not inc.)**

**Enrolments (03) 9482 1605**

**More info see - [www.baldessinpress.com](http://www.baldessinpress.com)**



**A digital landscape photography workshop for 3 days at magical Mungo with Lloyd Godman and Silvi Glattauer.**

**Incorporates moonlight photography, light painting, in-depth critiques and photoshop sessions. Rather than a quest for the classic landscape image explore strategies for identifying and developing a personal photographic vision, style or iconography.**

**Bring your own camping gear and join the fun!**



# Hello to everyone interested in or on the workshop

## Perceptive vision MUNGO 08.

For your information - our camper van is a Nissan Sunliner plate number JND000. My Mobile no is 0448188899

Trust you are getting ready for a full on and exciting time at the workshop.

The Wilsons Prom workshops of 08, 07, 06 were great and the first MUNO workshop in 07 was even more exciting! MUNGO is a very exciting landscape, there is a wide variety of topography for us to work with and some great walks close by so definitely no shortage of subject material.

There will be 6 - 8 participants in the workshop and we also have two other members of the Baldessin Press attending. Silvi Glattauer will act as my assistant during the workshop. Silvi's work is great and you can check it out at <http://www.silvi.com.au/>. My work is at [www.lloydgodman.net](http://www.lloydgodman.net)

Tess Edwards my partner will be invaluable as our logistical trouble shooter.

As you will be aware, the fee for the workshop is \$400- if you could pay the balance on Thursday night would be appreciated.



**Here is some general information that will help you to plan for the workshop.**

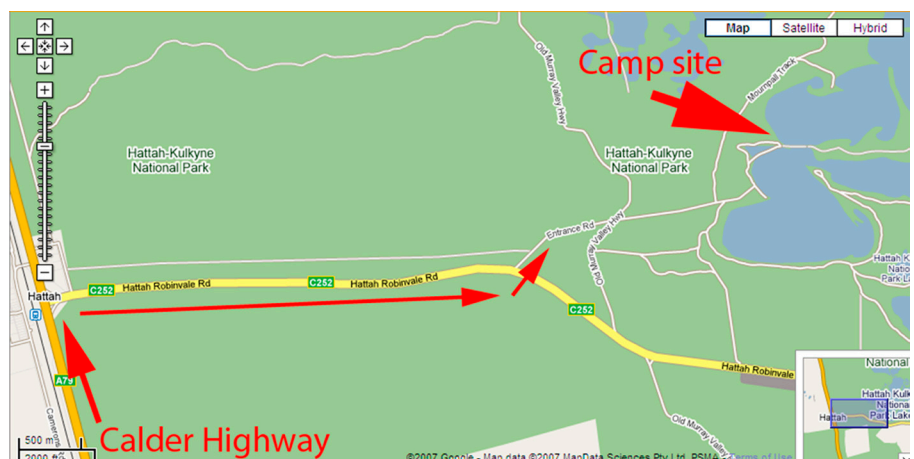
**Thursday 23th Oct-** We will meet at Lake Hattah on the Thursday afternoon, engage in a twilight photo-shoot and then shoot again in the early morning before we set off in convoy to Lake Mungo. I will be delivering some information at this point on Thursday evening, so if you can get there would be great. If you arrive late or even the next morning don't worry we will all meet at Hattah during this time.

Here is a web site you might like to check out on Lake Hattah.

<http://www.visitmildura.com.au/hattah-kulkyne-np.html>

### Getting from Melbourne to Hattah

Take the Calder Highway and turn off at Hattah township (see the map below). Lake Hattah camping area is four kilometres from town and a 2WD gravel track takes you to the Mournpall camping area. Travelling time from Melbourne is about 5 1/2 to 6hrs and about 500KM from central Melbourne.





## **Friday 24th Oct - Lake Mungo**

We are aiming to leave Hattah by about 10-30am and drive to Lake Mungo via Mildura. Hattah to Mildura is 68km and about 45 mins. We will stop at Mildura to pick up supplies, fuel etc. coffee etc - if you can't get to Lake Hattah on the Thursday then look to meet up at Mildura.

## **How to get to Mungo from Mildura**

Mungo National Park is 110 kilometers north-east of Mildura via Buronga along the unsealed Arumpo Road or from Wentworth travel 88 kilometres along the sealed Pooncarie Road and then 58 kilometres unsealed. Traveling time will depend upon the state of the road ( the road can be very rutted), your vehicle and driving attitude. All unsealed roads are impassable after rain but as we know the chance of that is not great. There is a small vehicle entry fee. For further information on road conditions contact the local visitor information centre.

You can check out Mungo at - Mungo <http://www.visitmildura.com.au/mungo-np.html>

## **The Mungo Camp Site and Accommodation options**

### **Camping and facilities**

There are two car-based camping areas (with room for caravans) - the Main Camp and Belah Camp. Both have basic camping facilities including water, toilets, tables and fireplaces. No wood fires are allowed at Belah Camp. Booking is not required for camping. Nearest supplies are available from Mildura, Wentworth and Broken Hill. Showers are available at the visitor centre.



Bunk accommodation is available at the shearers' quarters adjacent to the Visitor Centre. BYO bedding and linen. Bookings required ph: 03 5021 8900.

Mungo Lodge, which is privately owned, is adjacent to the park. There are no powered camp sites, but there is power in the information centre and we can use this to recharge batteries and use laptops for a tutorial etc

## **What to bring - Below is a list of suggested items to bring**

- Day pack – to carry a few items during the day walks
- Insect repellent –
- Sun glasses
- Good walking shoes
- Hat with insect netting - Light long sleeved top
- Water bottle
- Jacket in case it rains. (Fat chance of that)
- Food - Enough for the three days - There is no market in the camp, so food cannot be supplemented.
- Cooking and eating utensils - plate, cup, bowl, cutlery, tea towel
- Camping equipment etc. Tent with fly screening; Check how to put up the tent before you come and that you have all the poles etc - sleeping bag, bed roll etc.
- Gas cooker – Check you have enough gas – pots bowls etc.
- Gas lamp - Torch lights with spare battery
- Small folding chair
- Sunscreen

## Visitor Information Centre.

We have the visitor centre building booked from 12 noon to 2pm each day which will allow us to look at the images we have taken and engage in a group discussion etc. As there are plenty of power outlets in this building we can use this time to charge camera batteries, up load your images into your lap top etc. Remember to bring your battery charger! You might be interested in a new charger I have just brought - inca brand charger from BJ hifi that can charge 1,2,3,or 4 AA, or AAA - NI-MH or Ni-Cd batteries in 2hrs. The kit comes with 4 bateries for about \$50. I will have my lap top with and auxiliary screen, and Silvi will have her lap top. We will also have a number of card readers.

## Photographic equipment

While it would be an advantage to work with a digital camera, it is not essential. Here is a list of some items.

1. Digital Camera/s (if you are unfamiliar with your camera, bring the manual)
2. Battery charger/ power supply/ Spare batteries/ power cords/ download cables
3. Lenses etc.
4. Tripod / monopod
5. Plenty of storage memory cards. If you only have a small card, I will have plenty of CDs – DVDs to write your images to.
6. Electronic off camera flashes, torch lights. We are looking to do some interesting night experiments so the more lights we have the more options we have.
7. Lap top computer. Don't panic if you don't have one. We will have 2 at the workshop to look at images on – but more would be a help.
8. Plastic bag large enough to pop your camera into. These are good to cover your camera if it is misty or raining.
9. Small Sketch/note book
10. Pencil


**If you have any questions please ring me on 97101350 – Or 0448188899**

## Planed workshop itinerary

As it can be very hot during the day at Mungo, the intended itinerary is flexible but this is the plan.

**23 Oct - Thursday night - Lake Hattah-** engage in a twilight to dark photo-shoot and investigating the relationship of ISO sensitivity, exposure and noise. During this shoot, you might like to follow a set of instruction that that will guide you through a series of experiments on this.

**24 Oct - Lake Hattah** - Early morning shoot from dawn to sunrise exploring the change in colour temperature of the light - again you might like to follow a set of instruction that that will guide you through a series of experiments on this. Later, on the road to Mungo, you will also see some interesting subjects, so keep your camera ready.




Lake Hattah



**24 Oct Friday evening** – Once we arrive, there should be time to recharge batteries etc. before we engage in a sunset, dusk and night shoot. You will be introduced to a wide range of light painting techniques that you might like to explore on the dunes.



**25 Oct Saturday** - We meet during the day at the centre which has air con- here we will review some of the images shot during the past days. You will be introduced to some conceptual ideas and aesthetic theory that will give an insight into extending your own image making. You will also be introduced to digital capture theory and some photo-shop techniques that will underpin future shooting. Again, we engage in a sunset, dusk and night shoot.



**26 Oct Sunday** – In the morning we will break camp and pack up before we meet during the day at the centre - here we will review some of the images. After the review the workshop will close and it is time for farewells.

